










# LED BALLOON LIGHT

## Specification



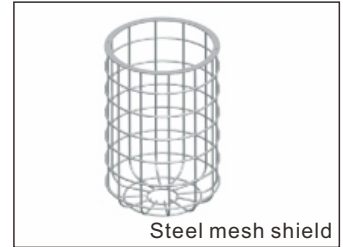
		
Lightweight	Portable	Easy Setup
		
Glare-Free	360° Illumination	Diffused Light
		
High Efficiency	Low-Maintenance	Waterproof

It's also a compact solution for your work area lighting. The small size and ease of use translate to portability and quick deployment. This light balloon features a compact and flexible design that quickly provides light where you need it. Thanks to its simple construction, set up of the light is quick and easy.

- |  |  |
|--|--|
| <input checked="" type="checkbox"/> Hihtlihg LED chips               | <input checked="" type="checkbox"/> Enhanced light penetration               |
| <input checked="" type="checkbox"/> Optional remote controller       | <input checked="" type="checkbox"/> Easy Installation                        |
| <input checked="" type="checkbox"/> UL listed power supply(IP 67)    | <input checked="" type="checkbox"/> 50,000 hour lifespan                     |
| <input checked="" type="checkbox"/> Aluminum alloy coat              | <input checked="" type="checkbox"/> plug and play                            |
| <input checked="" type="checkbox"/> Energy efficient,low heat output | <input checked="" type="checkbox"/> With a variety of installation           |
| <input checked="" type="checkbox"/> Silent running                   | <input checked="" type="checkbox"/> Lightweight slimline design              |
| <input checked="" type="checkbox"/> Excellent heat dissipation       | <input checked="" type="checkbox"/> Easy clip on bars                        |
| <input checked="" type="checkbox"/> 360°Illumination                 | <input checked="" type="checkbox"/> Ip65 waterproof,Use in moist environment |

## 1 Features

1. Beam angle:360 degrees.
2. Aluminum die-casting heat sinks and active air exchanging , cooling system in order to speed up heat dissipation
3. Green, energy saving, long and reliable life of 50,000 hours.
4. No RF interference, No IR/UV radiation ,no mercury pollution.
5. Wide colour availability in degrees Kelvin(K),2700-6700K.
6. Environment friendly ,energy saving (70-80%).
7. Special circuit design, each LED work separately, avoiding the single broken LED influence problem.



## 2 Specifications

### Lamp

Power	80W	100W	120W	150W
Model	BB-HJD-80W-B	BB-HJD-100W-B	BB-HJD-120W-B	BB-HJD-150W-B
Luminous Flux	10400lm	13000lm	15600lm	19500lm
Replacement	HPS 250W	HPS 300W	HPS 350W	HPS 400W
Light Source	SMD LED			
Luminous Efficacy	≥130lm/w			
Lamp size	Cover: Ø280x280mm		Imap: Ø280xH380mm	
Installation	Tripod/Eye bolt/Clamp/Trolley			
Operation Temp.	-40 to +45°C			
CCT	2700K SW / 3000K WW / 4100K NW / 5000K DW / 5700K CW / 6500K SCW			
CRI	80+			
Life Span	50,000 hours at 25°C			
Voltage	100-277VAC/50-60Hz		200-480VAC/50-60Hz available	
Driver	Internal Power Supply			
Dimming	Standard: Not dimmable; Dimmable optional.			
Remote Control	Standard: No remote; Remote control optional.			
Beam Angle	360°			
Cover	Soft cloth(default)			
PF	>0.95			
Warranty	3Years			

## Tripod

Style	Mini	Midi
Height min-max)	1050-2032mm	1450-2180mm
Collapsed Height	930mm	1340mm
Collapsed Width	880mm	1200mm
Weight	3.2kg	7.1kg

## Trolley

Style	Mini	Midi
Height	670mm	690mm
Length	730mm	1060mm
Width	430mm	800mm
Weight	15kg	26kg

## 3 Application

1. Construction.

2. Camping

3. Filming

4. Sporting Events

5. Roadworks

6. Infrastructure

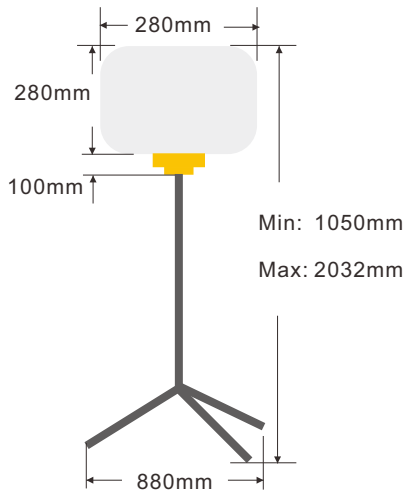
7. Photography

8. Renovation

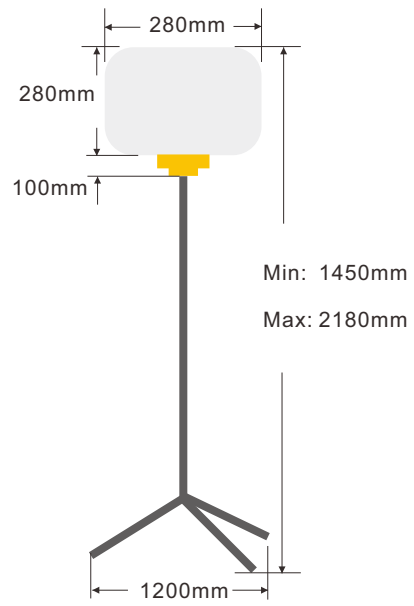
9. Search/Rescue



4 Dimensional drawing













Mini tripod



Midi tripod

5 Installation method and accessories

Installation method	Accessories	Install Picture
Tripod		
Portable power source		
Trolley install		

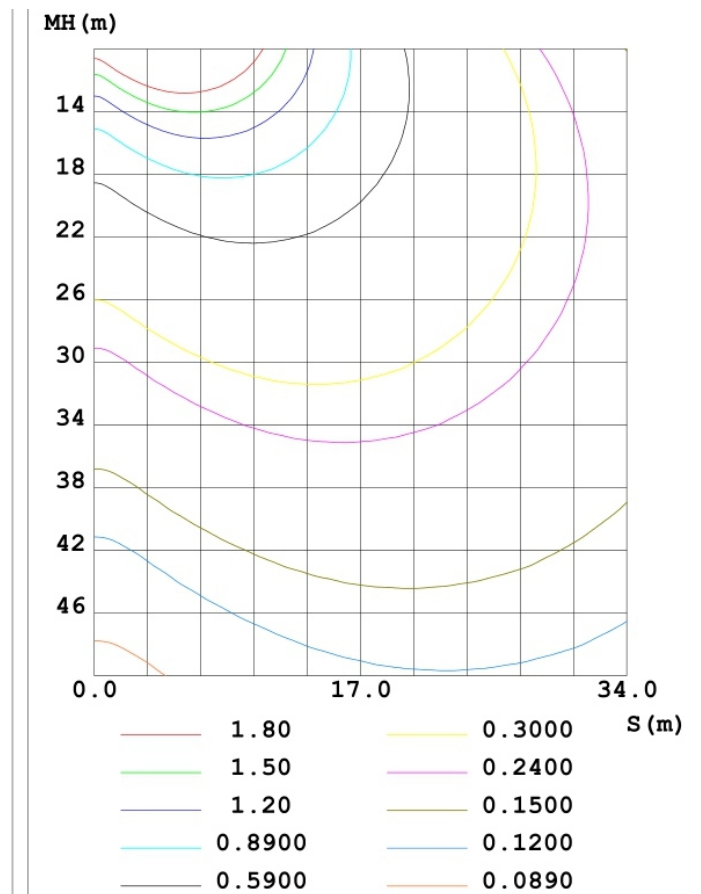
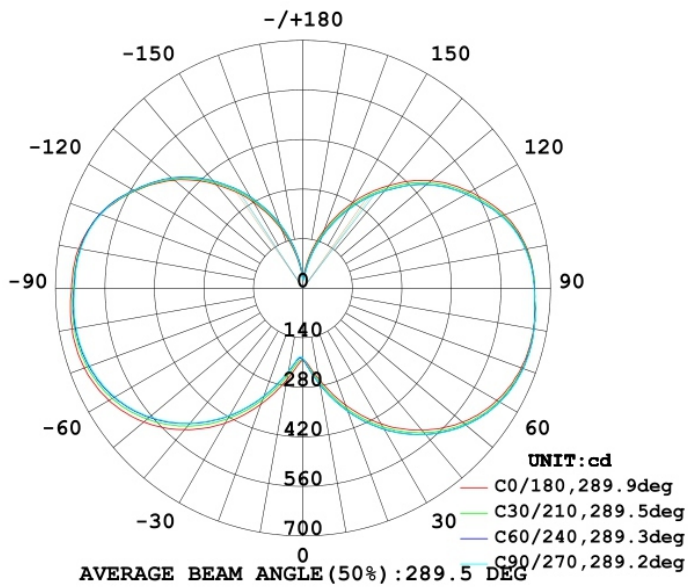
Installation method	Accessories	Picture
Hook install		
Clamp install		

Notice:

Accessories is optional.

Customers can choose according to their needs. If necessary, please contact sales.

## 6 Luminous intensity distribution

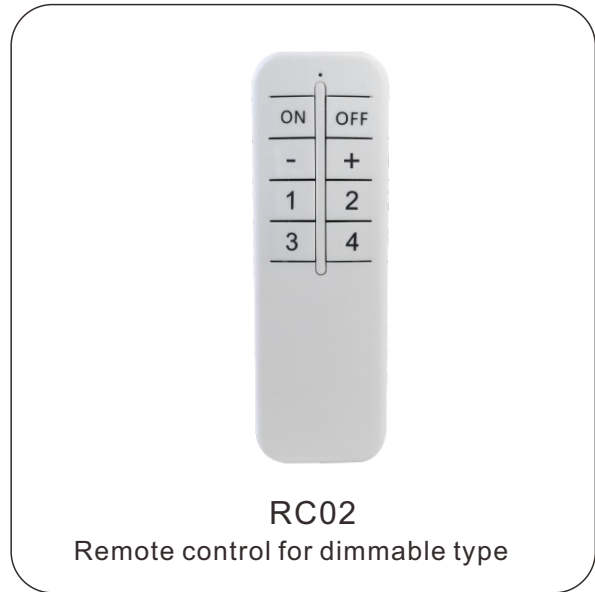


\*The remote control is not provided by default, If you need, please contact sales.



RC01

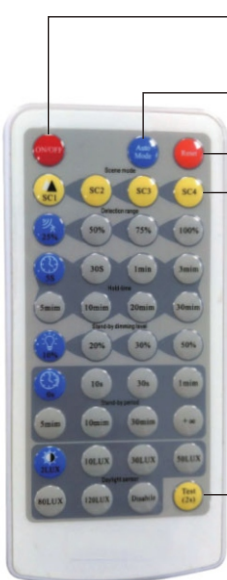
Remote control for microwave type



RC02

Remote control for dimmable type

Remote control RC01



- **ON/OFF**  
\* Press the "ON/OFF" button, the light keeps permanently on or off.  
\* Press "Auto Mode", "RESET" or "Scene mode" buttons to quit from this mode.
- **Auto Mode**  
\* Press "Auto Mode" button, the sensor starts to work and all settings remain the same before the light gets switched on/off.
- **Reset**  
\* Press "RESET" button, products with DIP switch will be controlled by DIP switches.

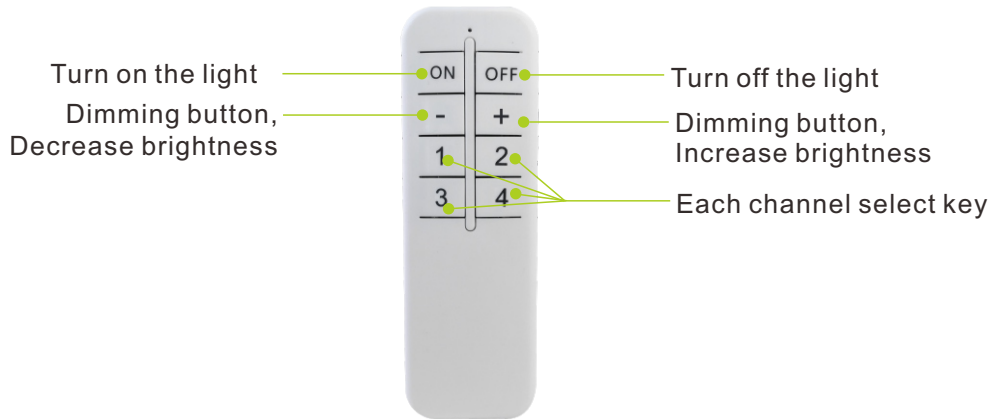
● **Scene Mode**

Scene Mode	Detection	Hold-time	Daylight threshold	Stand-by period	Stand-by dimming level
Sc1	100%	30s	2Lux	1min	10%
Sc2	100%	5min	10Lux	10min	10%
Sc3	100%	10min	50Lux	30min	10%
Sc4	100%	30min	Disable	+∞	10%

● **Test**

- \* The button "Test (2s)" is for testing purpose after commissioning. Pressing this button, the sensor goes to test mode(hold time is only 2s) automatically, stand-by period and daylight sensor are disabled.  
This mode can be ended by pressing "reset", "Auto mode" "scene mode" or "hold time".  
The sensor setting is changed accordingly.  
Brightness settings: Disable.  
Test mode can press any key to exit this mode.

 On/off control	There are 4 fixed scene modes program built-in the remote control to choose for different applications.
 Detection area	Press the button "detection range" to set detection range as 100% / 75% / 50% / 10%.
 Hold-time	Press the button "hold-time" to set hold-time as 5s / 30s / 1min / 3min / 5min / 10min / 20min / 30min .
 Daylight threshold	Press the button "daylight sensor" to set daylight threshold as 2Lux / 10Lux / 30Lux / 50Lux / 80Lux / 120Lux / disable.



Function:

- \* Wireless remote control, you can remotely control the light switch.
- \* Can control the lights of 4 groups of channels, each group is independent. Multiple lights can be set for each group.
- \* The remote control distance is 10-20m.
- \* Dimming function, you can increase and decrease the brightness of the lamp.
- \* Must be used with dimming driver.

Note:

- \* The work light without sensor and the work light with sensor can be equipped with RC02 remote control.
- \* Only work light with sensor can be equipped with RC01 remote control.

8 > Packaging information

Items	Packaging	Carton Size(mm) (L*W*H)	N.W	G.W	Volume weight
80W	6pcs/CTN	610*430*420mm	13.4kg	14.5kg	22.0kg
100W	6pcs/CTN	610*430*420mm	14.2kg	15.3kg	22.0kg
120W&150W	6pcs/CTN	610*430*420mm	15.8kg	16.9kg	22.0kg
Tripod Stand	1pcs/CTN	620*100*100mm	2.6kg	3.5kg	2.5kg
	12pcs/CTN	640*330*420mm	42.0kg	43.0kg	22.0kg

